

# **The Texas Special Needs Diversionary Project**

---

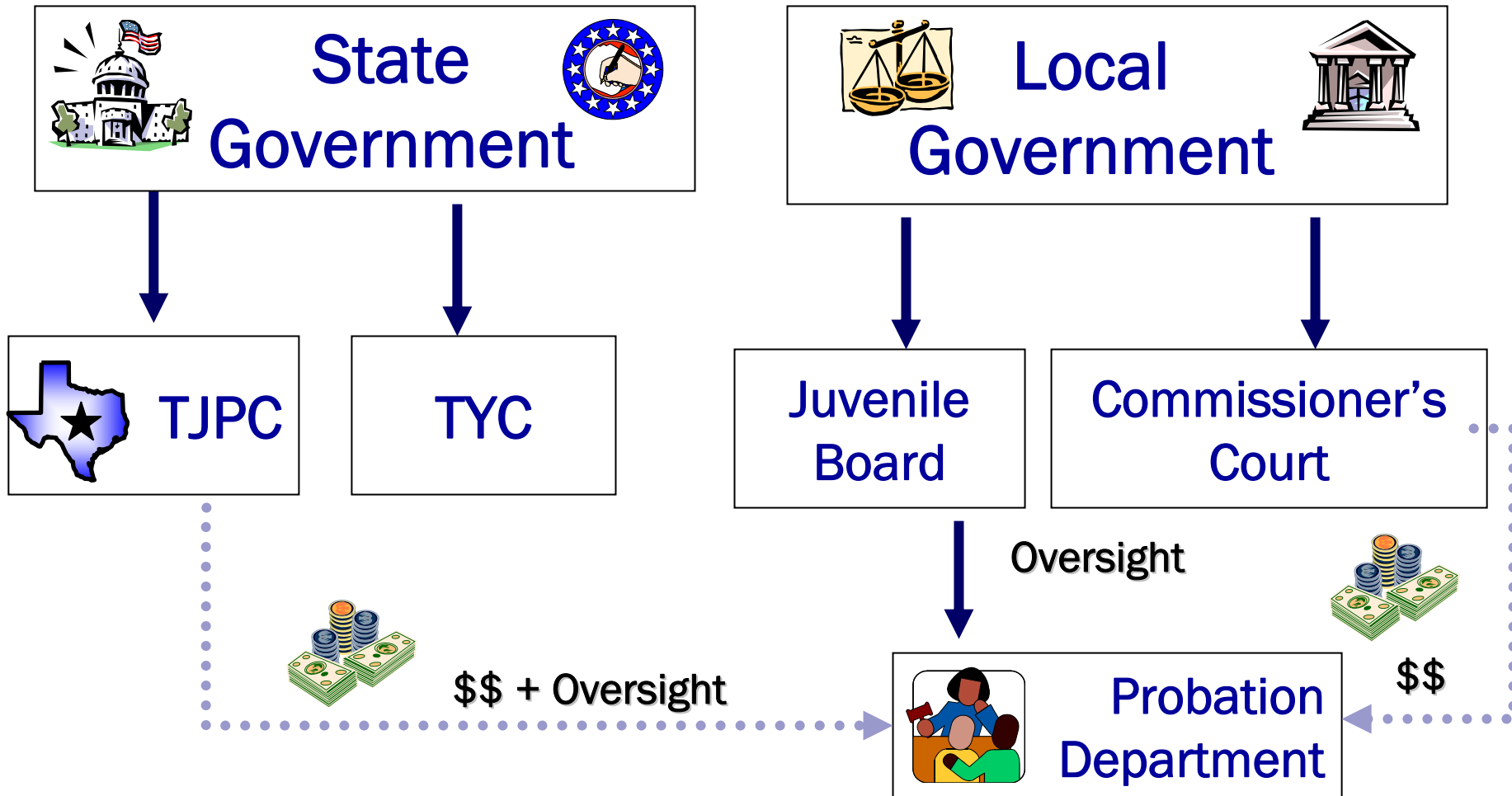
**Erin Espinosa, MPA**

**Federal Programs Specialist**

**Texas Juvenile Probation Commission**

**(512) 424-6728**

# Texas Juvenile Justice System





# Texas Timeline:

---

- March 2000 Senate Criminal Justice Committee interim hearing
- January 2001 77<sup>th</sup> Legislative Session begins
- Agency given authority to designate MH screening tool
- Protection language created
- Special Needs Diversionary Program funded



# Texas Timeline continued:

---

September 2001

- MAYSI – 2 statewide implementation
- Selection process for the SNDP
- Voice DISC used in major urban counties for comparison with MAYSI-2 results (Bexar, Cameron, Dallas, El Paso, Harris, Hidalgo, Tarrant, Travis)



# Protection Language As Codified In HRC 141.042 (effective 9/1/01)

---

- (g) “Any statement made by a child and any mental health data obtained from the child during the administration of the mental health screening instrument under this section is not admissible against the child at any hearing. The person administering the mental health screening instrument shall inform the child that any statement made by the child and any mental health data obtained from the child during the administration of the instrument is not admissible against the child at any other hearing.”



# Texas Estimates

---

1. Screening: MAYSI -2
2. Assessment: Voice DISC – 4
3. Services:  
CARE/CASEWORKER Match



# Texas Estimates

---

## **MAYSI -2 Screening (FY 2004):**

- 85, 393 referrals screened
- 15, 355 (18%) need for assessment
- 54% did not receive subsequent assessment
- 60% did not receive subsequent assessment in counties of 70, 000 or less



# Texas Prevalence

---

## **Voice DISC IV Assessment (2001):**

- 39% reported at least one mental health disorder
- If include substance abuse, 48% reported at least one disorder
- 14% suicide attempt in their lifetime
- 20% of females and 11% of males reported thinking about suicide in the last week.
- Juveniles with prior referrals more likely to report a disorder



# Texas Prevalence

---

## Estimated Gap in Services:

Under Supervision	Estimated Population	Received Services	Est. Gap
71,461	18,929 (26.5%)	6, 208 (33%)	12, 721 (67.2%)

# Special Needs Diversionary Program (SNDP)

---

TJPC/TCOOMMI funded project:

19 program sites

38 teams consisting of a Specialized JPO and  
Qualified Mental Health Professional

Legislated target to serve: 870 per FY

	FY 2002	FY 2003	FY 2004
Juveniles Served	764	1,398	1,498
Juveniles Starting	764	1,073	1,052
Avg Length of Stay (days)	130	143	144



# Enrollment criteria

---

- ✓ At risk of removal;
- ✓ A DSM IV diagnosis other than or addition to Substance Abuse or Mental Retardation;
- ✓ GAF 50 or less; or
- ✓ Special Education due to Emotional Disturbance
- ✓ Conduct a family suitability interview



# Program Model

---

## Team:

- ✓ 12 to 15 youth per caseload
- ✓ 3 to 5 contacts per week with 2 in the home
- ✓ Monthly planning
- ✓ Transition plan 2 months prior to discharge
- ✓ After care plan

## Services

- ✓ Anger Management
- ✓ Life Skills Training
- ✓ Case Coordination
- ✓ Med Mgt.
- ✓ Intensive in home therapy (MST, CBT, etc.)
- ✓ Wrap around case mgmt



# Implementation Obstacles

---

- ★ Cultural clash across agencies
  - State Level
  - Local Level
- ★ Hiring qualified personnel
- ★ Geography
- ★ Staff burnout



# Top Diagnosed Disorders

---

Each with 12% Frequency:

Bipolar, Major Depression, Conduct Disorder & Oppositional Defiant Disorder (48%)

- ★ Bipolar has increased from 9% in FY 02 and FY 03
- ★ Oppositional Defiant has decreased from 18% in FY 02 and 15% in FY 03
- ★ 19% (290) reported dual substance abuse diagnosis
- ★ 1% (12) had a dual diagnosis of mental retardation
- ★ 51% (759) two different mental health diagnosis

# Age, Ethnicity, and Gender of SNDP Participants, FY 2004

Age	#	%	Ethnicity	#	%	Gender	#	%
10 years old	19	1%	African American	392	26%	Female	473	32%
11 years old	54	4%	Caucasian	492	33%	Male	1,025	68%
12 years old	118	8%	Hispanic	604	40%	Total	1,498	100%
13 years old	180	12%	Other	10	1%			
14 years old	278	19%	Total	1,498	100%			
15 years old	395	26%						
16 years old	367	24%						
17 years old	87	6%						
Total	1,498	100%						

# Referral & Adjudication History of Juveniles Served, FY 2004

Referrals	Number	Percent
One	501	33%
Two	365	24%
Three	236	16%
Four	153	10%
Five or more	241	16%
Total	1,496	100%
Adjudications	Number	Percent
None	349	23%
One	803	54%
Two	248	17%
Three or more	96	6%
Total	1,496	100%

\*These tables include the current referral and adjudication.  
Criminal history was not available for two juveniles.

# Outcomes by Criminal History, FY '04

Factor	Description	# Compl	% Compl	Tot Juv
Number of Referrals	One	269	80%	337
	Two	186	74%	253
	Three	99	66%	151
	Four	63	62%	101
	Five or more	90	51%	175
Number of Adjudications	Zero	193	78%	249
	One	366	69%	528
	Two	106	62%	170
	Three or more	43	61%	71
Most Severe Offense	Felony violent	130	69%	189
	Felony other	214	71%	300
	Misd AB violent	151	67%	224
	Misd AB other	168	70%	239
	Viol of Probation	16	55%	29
	CINS	28	78%	36

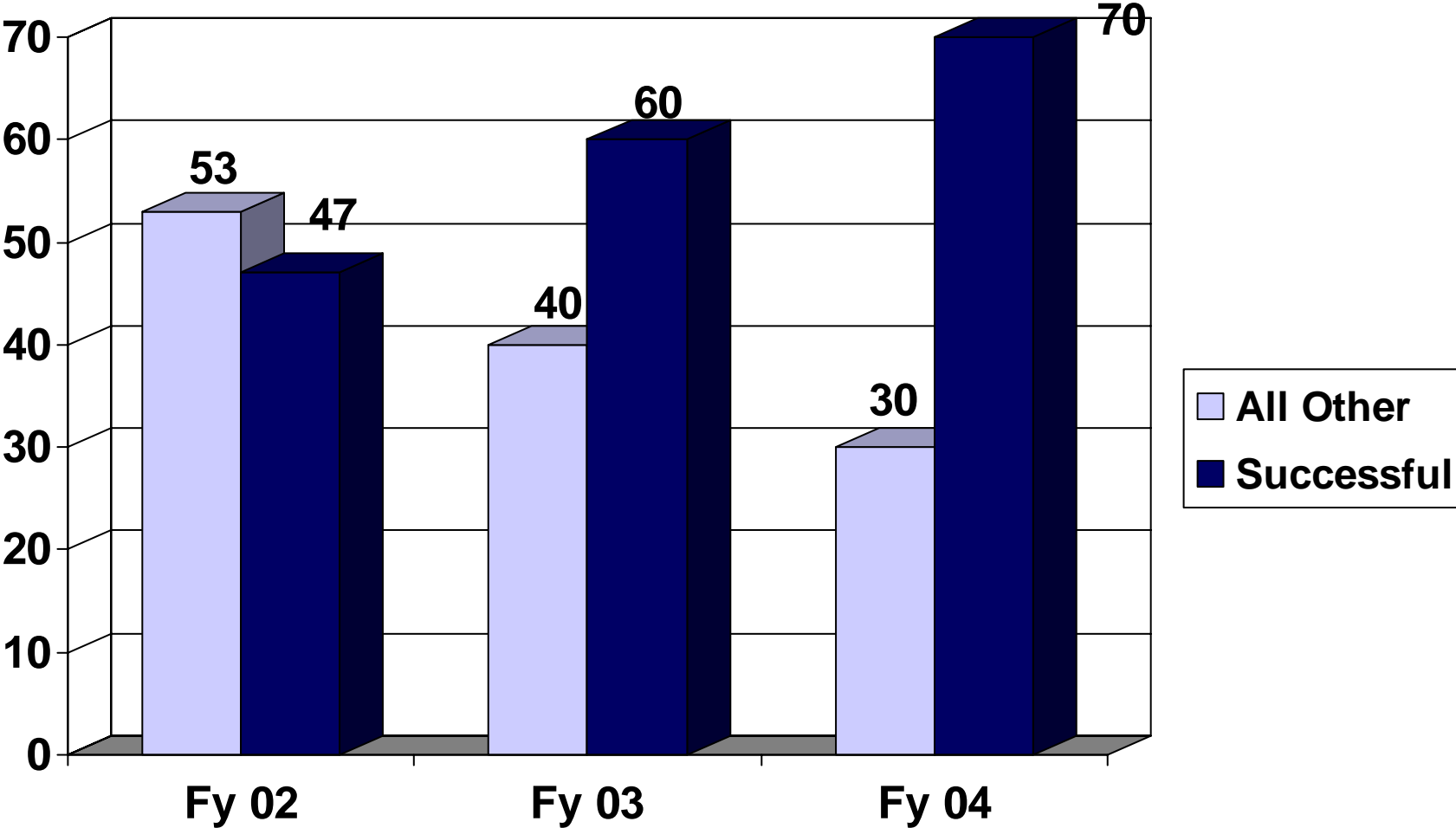
\*These tables include the current referral, adjudication, and offense.

# Most Severe Offense & Supervision Status, FY 2004

<b>Most Severe Offense</b>	<b>Number</b>	<b>Percent</b>
Felony Violent	297	20%
Felony Other	431	29%
Misdemeanor AB Violent	325	22%
Misdemeanor AB Other	341	23%
Violation of Probation	55	3%
Runaway/ Truancy/ Misdemeanor C	47	3%
<b>Total</b>	<b>1,496</b>	<b>100%</b>
<b>Supervision Status</b>	<b>Number</b>	<b>Percent</b>
Conditions of Release	68	5%
Deferred Prosecution	257	17%
Probation	1,113	74%
Temporary	11	1%
Unknown	49	3%
<b>Total</b>	<b>1,498</b>	<b>100%</b>

\*These tables include the current offense and supervision.

# Outcomes FY 02 – FY 04



# Percent Successful by Contact

Average Number of  
Home Contacts Per  
Week

Average	Percent
0 to .99	33%
1 to 1.99	73%
2 or More	74%

Average Number of  
Total Contacts Per  
Week

0 to 1.99	62%
2 to 2.99	74%
3 to 3.99	77%
4 to 4.99	62%
5 or more	48%

# Outcomes by Mental Health History, FY '04

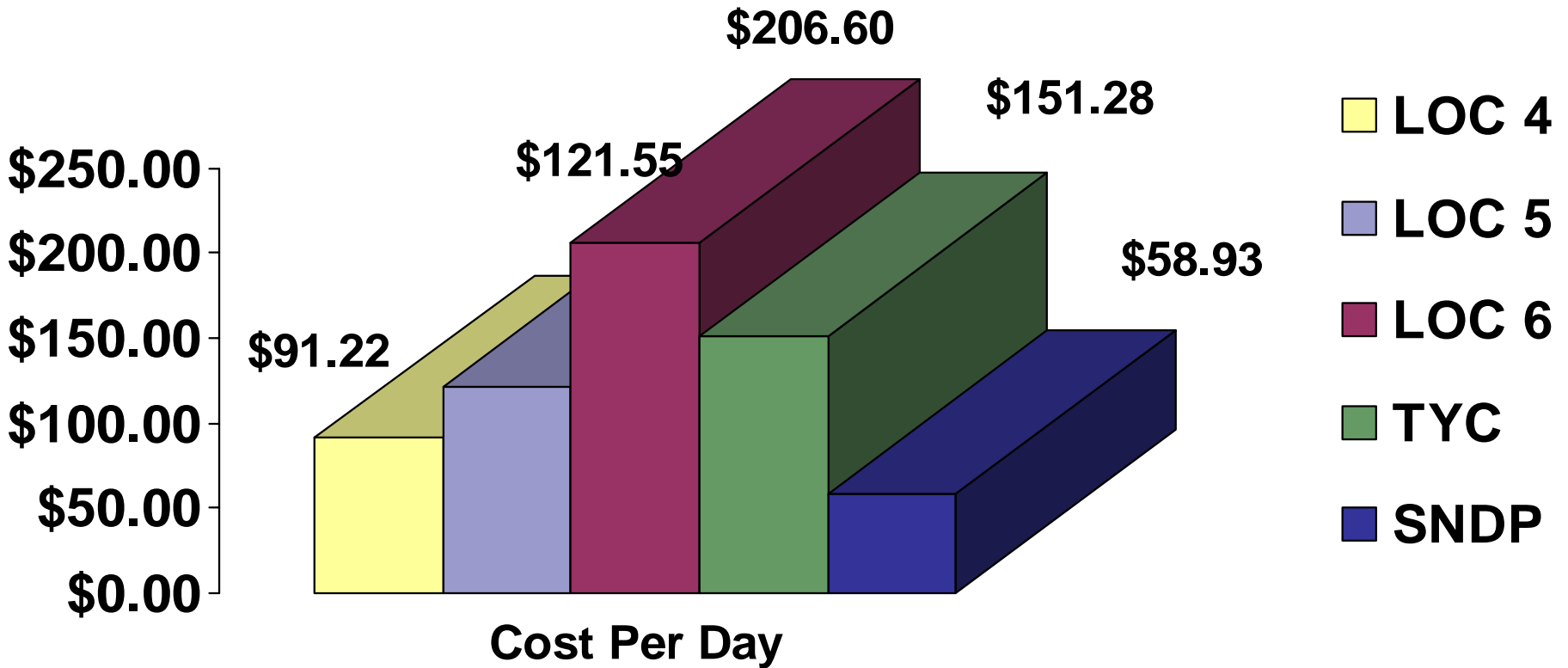
Factor	Description	# Compl	% Compl	Tot Juv
Primary	Adjustment Disorder	68	72%	94
DSMIV Diagnosis	Attention Deficit Hyperactivity Disorder	74	75%	99
	Bipolar Disorder	88	74%	119
	Conduct Disorder	71	59%	121
	Disruptive Disorder	69	75%	92
	Major Depression	95	73%	130
	Oppositional Defiant Disorder	75	66%	114
	Other Depression	62	70%	89
	Other Mood Disorder	33	66%	50
Dual	Dual Diagnosis of Mental Health/ Substance Abuse	127	64%	199
Diagnosis	No Dual Diagnosis	581	71%	819
GAF	40 or less	132	59%	223
Scores	41-50	553	74%	750
	51 or more	15	68%	22

# Completion Rates by Contacts & Services, FY 2004

<b>Services</b>	Description	# Compl	%Compl	Tot Juv
Life Skills	Life Skills Services	551	71%	771
Services	No Life Skills Services	157	64%	247
Mentoring	Mentoring Services	216	77%	279
Services	No Mentoring Services	492	66%	739
Vocational	Vocational Services	36	84%	43
Services	No Vocational Services	672	69%	975

# Cost Per Day (FY 02)

---





# Upcoming projects/programs:

---

## Telemedicine/Telemental Health Pilot Initiative

4 pilot programs in rural Texas to provide:

- ✓ Assessments
- ✓ Medication management
- ✓ Mental health treatment
- ✓ Case coordination

## Mental Health Courts

Annual collaborative conferences and on-going training