

“The Nexus of Aging & Diversity: Latinos and the New Aging”

**National Health Policy Forum, May 2008
Washington, D.C.**

Fernando M. Torres-Gil
Director, UCLA Center for Policy Research on Aging
Professor, Social Welfare and Public Policy
Acting Dean, UCLA School of Public Affairs

With appreciation to the Ford Foundation
Grant # 20072505

Nexus of Aging & Diversity

Politics

Policy

Global Aging

Fertility Rates

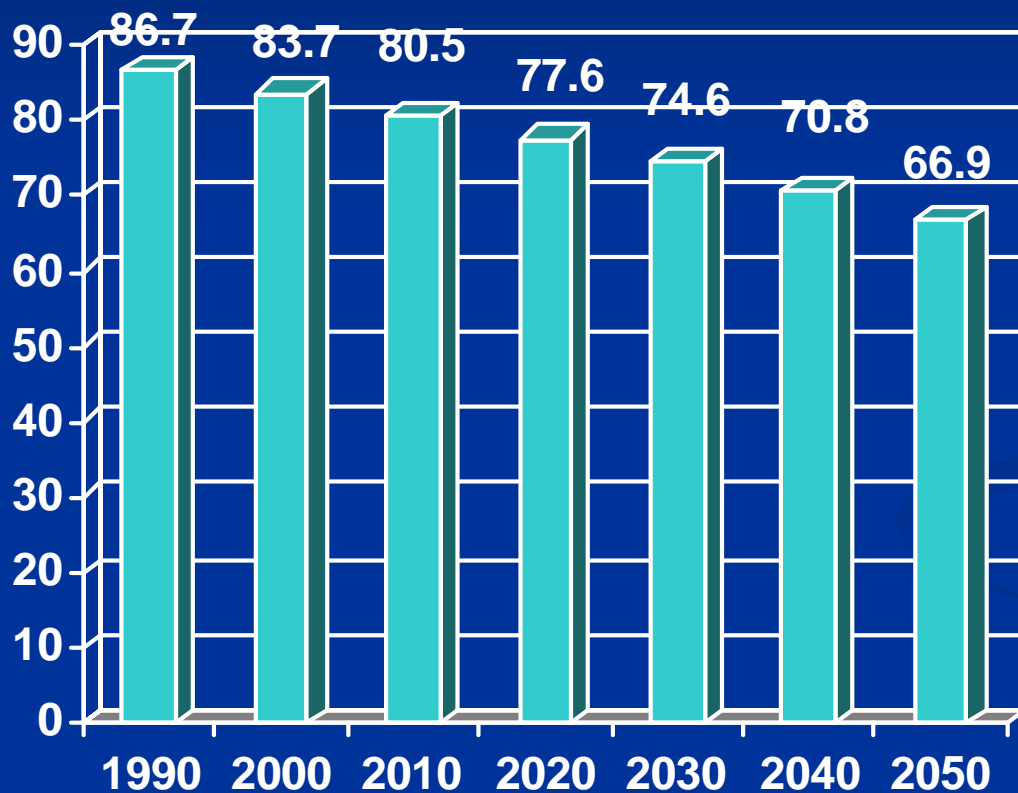
Aging

Diversity

Aging & Diversity

- Why should it matter?
- What does this mean for a future society?
- What are the consequences for the United States by 2020, 2030 and 2050?
- How will the nexus of aging and diversity impact national priorities, health and long-term care policies?

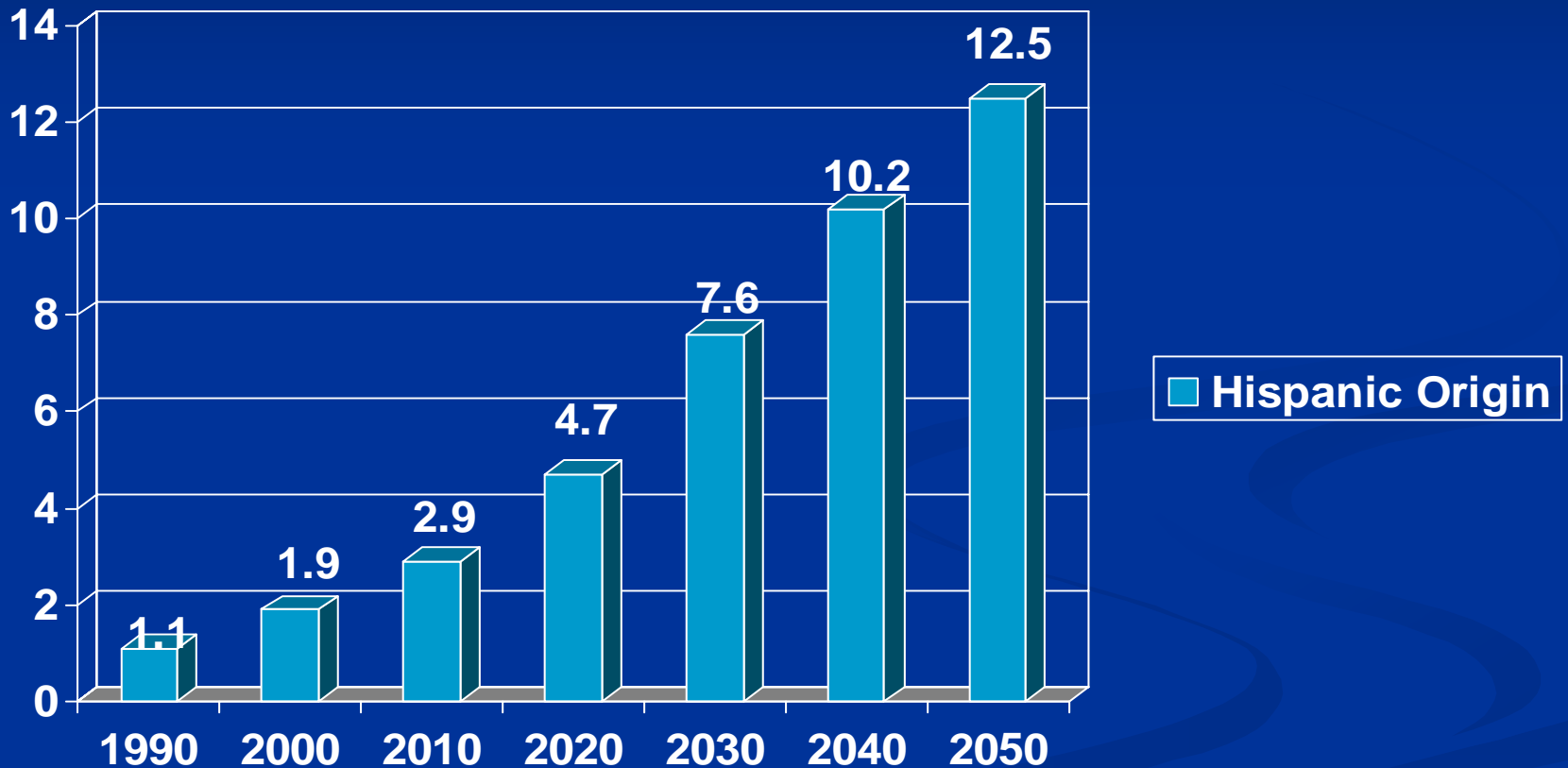
Percent White, Non-Hispanic, of Total Population 65 Years and Over: 1990 to 2050



■ White, Non-Hispanic

Source: U.S. Bureau of the Census, 1990 from U.S. Population Estimates, by Age, Sex, Race, and Hispanic Origin: 1980 to 1991. Current Population Reports, P25-1095, U.S. Government Printing Office, Washington, DC, 1993; and 2000 to 2050 from Population Projections of the United States, by Age, Sex, Race, and Hispanic Origin; 1993 to 2050, Current Population Reports P 25-1104, U.S. Government Printing Office, Washington, DC, 1993

Percent of population from Hispanic Origin 65+: 1990 to 2050



Source: U.S. Bureau of the Census, 1990 from U.S. Population Estimates, by Age, Sex, Race, and Hispanic Origin: 1980 to 1991. Current Population Reports, P25-1095, U.S. Government Printing Office, Washington, DC, 1993; and 2000 to 2050 from Population Projections of the United States, by Age, Sex, Race, and Hispanic Origin; 1993 to 2050, Current Population Reports P 25-1104. U.S. Government Printing Office, Washington, DC, 1993

Latinos: Demographic trends & Multiculturalism

- New mosaic: minorities, immigrants and migrants
- Age and Race Stratification. The Declining Anglo-Caucasian-White-“American”
- Workers, Tax Payers and the Military

Case Example: Latino Baby Boomers

Who are the Latino Baby Boomers? Examining the Demographic and Economic Characteristics of a Hidden Population

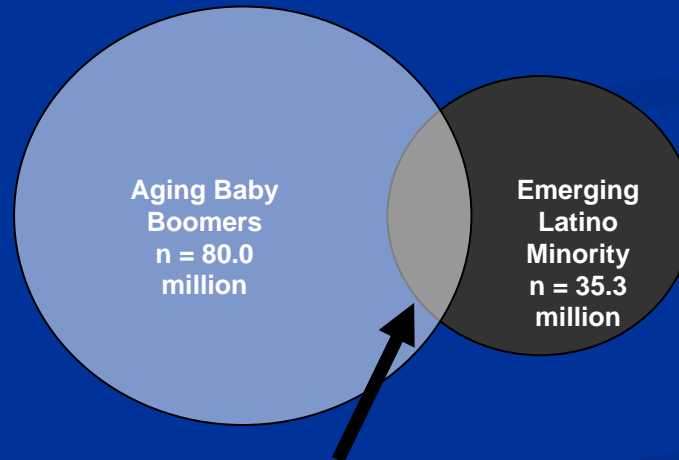

By Zachary D. Gassoumis, Kathleen H. Wilber, & Fernando Torres-Gil
(Draft paper, 2008)

UCLA Center for Policy Research on Aging

A New Latino Agenda: Realities on Aging, Diversity, & Latino
Financial Security

Analia E. Rao, Project Director & Laurie Chisholm, Assistant Director

Baby Boomers and Latino Baby Boomers



Latino Baby Boomers:
An Invisible Population
n = 8.0 million

Low Socioeconomic Status Leaves Latinos at Risk for Poverty in Retirement

The Latino population as a whole scores poorly on the primary indicators of socioeconomic status:

- Latinos have the lowest average education levels

In 2006, 59.3% of Latinos (25+) had high school degree or higher compared to 81.2% of non-Latino Blacks and 90.5% of non-Latino Whites

- Latinos have lower incomes

In 2008, Latino median earnings= \$20,124 compared to \$22,941 for non-Latino Blacks, \$30,186 for non-Latino Whites and \$30,991 for non-Latino Asians

- Latinos have lower rates of health insurance coverage

Between 1987 and 2004, proportion of uninsured Latinos ranged from 30 to 35% compared with 10 to 12% for non-Latino Whites and 19 and 22% for non-Latino Blacks

Latinos Experience a Cumulative Disadvantage

Cumulative disadvantage: “the tendency of negative life events to have an enduring and multiplying impact over the life course” (Moody, 2002)

- Latinos have experienced a lifetime of hardship
- Latinos have a high incidence of disability
- Latinos can be expected to exhibit the effects of cumulative disadvantage as they enter old age and retirement

What is Needed as Latino Baby Boomers Enter the “Retirement Zone”

What we need to know:

- How much do Latino Baby Boomers have in assets?
- What are their savings rates?
- How prepared for retirement are Latino Baby Boomers?
- What will be the effect of their retirement on public benefits such as Social Security and Medicare?

Issues and Challenges

- Nexus of Age, Diversity and Nation States
- Maintaining Solvency of Social Welfare and Pension benefits
- Age-race stratification
- Immigration and economic revival
- Implications for Medicare, Medicaid and Health Care Reform